

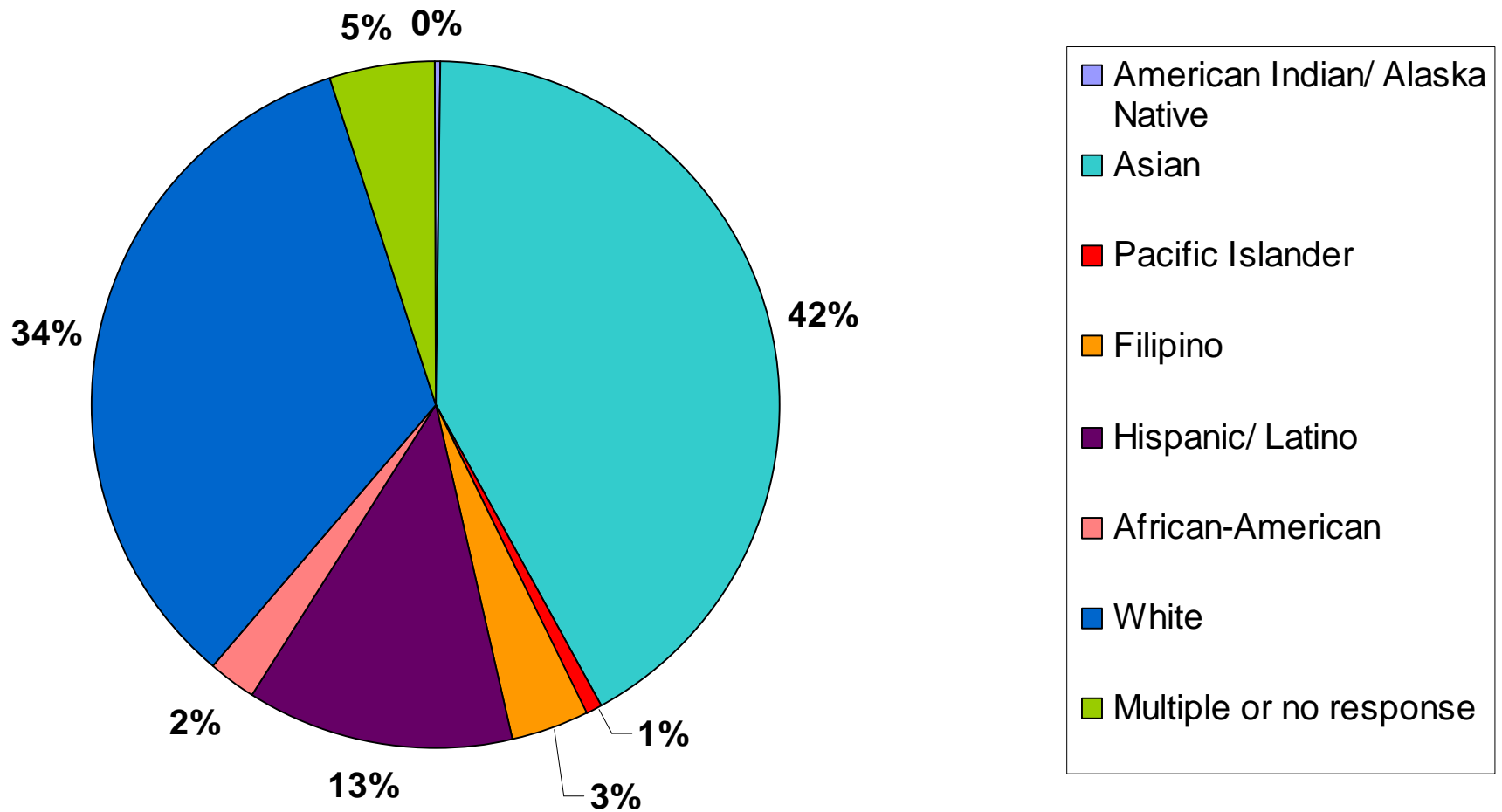


# Joseph Arnold Elementary School

South Area Achievement  
Jane Tasker, Principal  
October 2009



# Ethnicity: 2008-2009

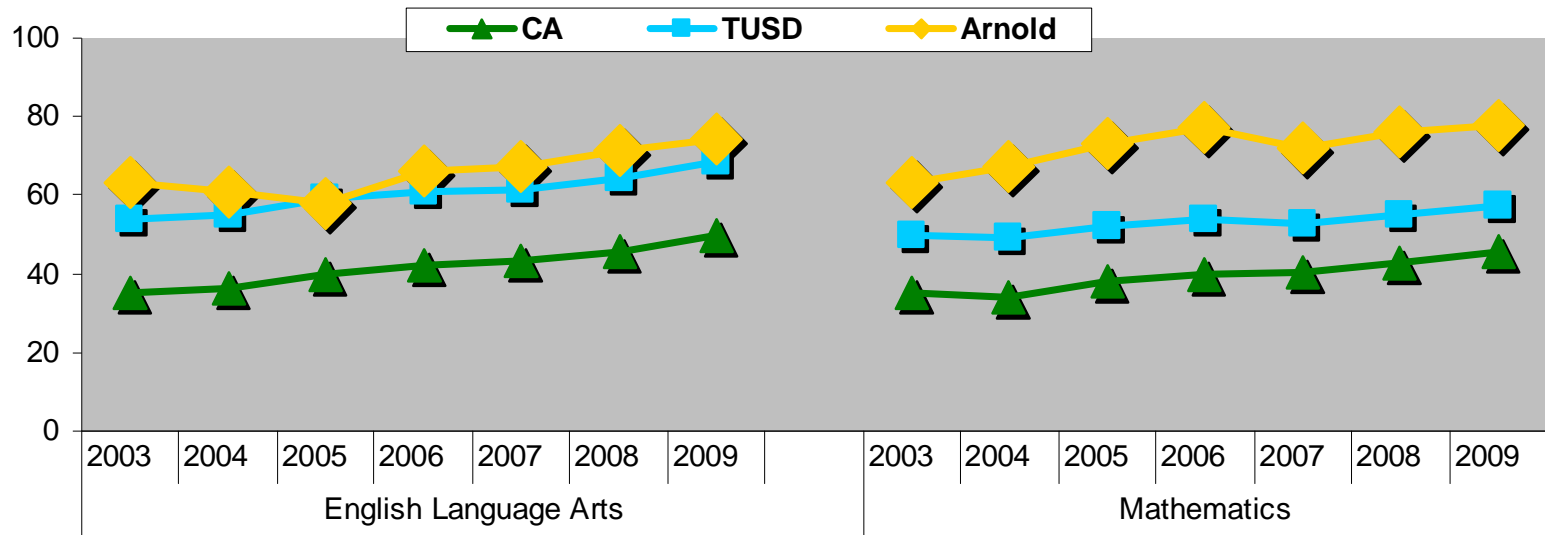


Source: CBEDS October 2008



# STAR 2009

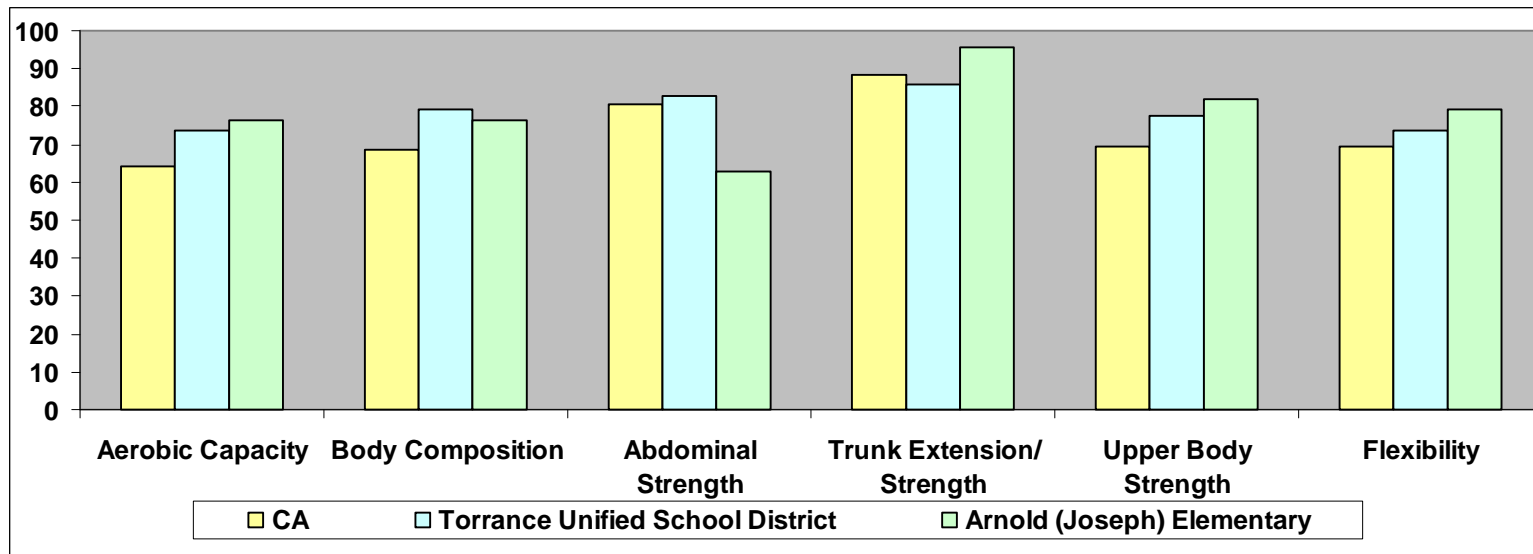
Percent Scoring Advanced or Proficient



	English Language Arts							Mathematics						
	2003	2004	2005	2006	2007	2008	2009	2003	2004	2005	2006	2007	2008	2009
CA	35	36	40	42	43	46	50	35	34	38	40	41	43	46
TUSD	54	55	59	61	62	64	68	50	49	52	54	53	55	57
Arnold	63	61	58	66	67	72	74	63	67	73	77	72	76	78

# Physical Fitness Test 2009

	Aerobic Capacity	Body Composition	Abdominal Strength	Trunk Extension/ Strength	Upper Body Strength	Flexibility	Total # Tested
CA	64.2	68.4	80.6	88.2	69.6	69.6	454,276
Torrance Unified School	73.8	79.3	82.9	85.9	77.8	73.8	1,730
<b>Arnold Elementary</b>	<b>76.2</b>	<b>76.4</b>	<b>63.1</b>	<b>95.9</b>	<b>82.0</b>	<b>79.5</b>	<b>124</b>





# Federal and State Accountability

## State Accountability: Academic Performance Index (API)

- ⌚ Created by the Public Schools Accountability Act of 1999 as a way to measure growth in districts and schools
- ⌚ Schools and Districts are given a ranking on a scale of 200 (lowest) to 1,000 (highest)

## Federal Accountability: Adequate Yearly Progress (AYP)

- ⌚ Created as part of No Child Left Behind (NCLB)
- ⌚ Requires schools to meet predetermined proficiency levels each year in English Language Arts and Math, with the ultimate goal of having 100% of students proficient by 2014.
- ⌚ Also requires schools to make API growth, have a 95% participation rate in state testing

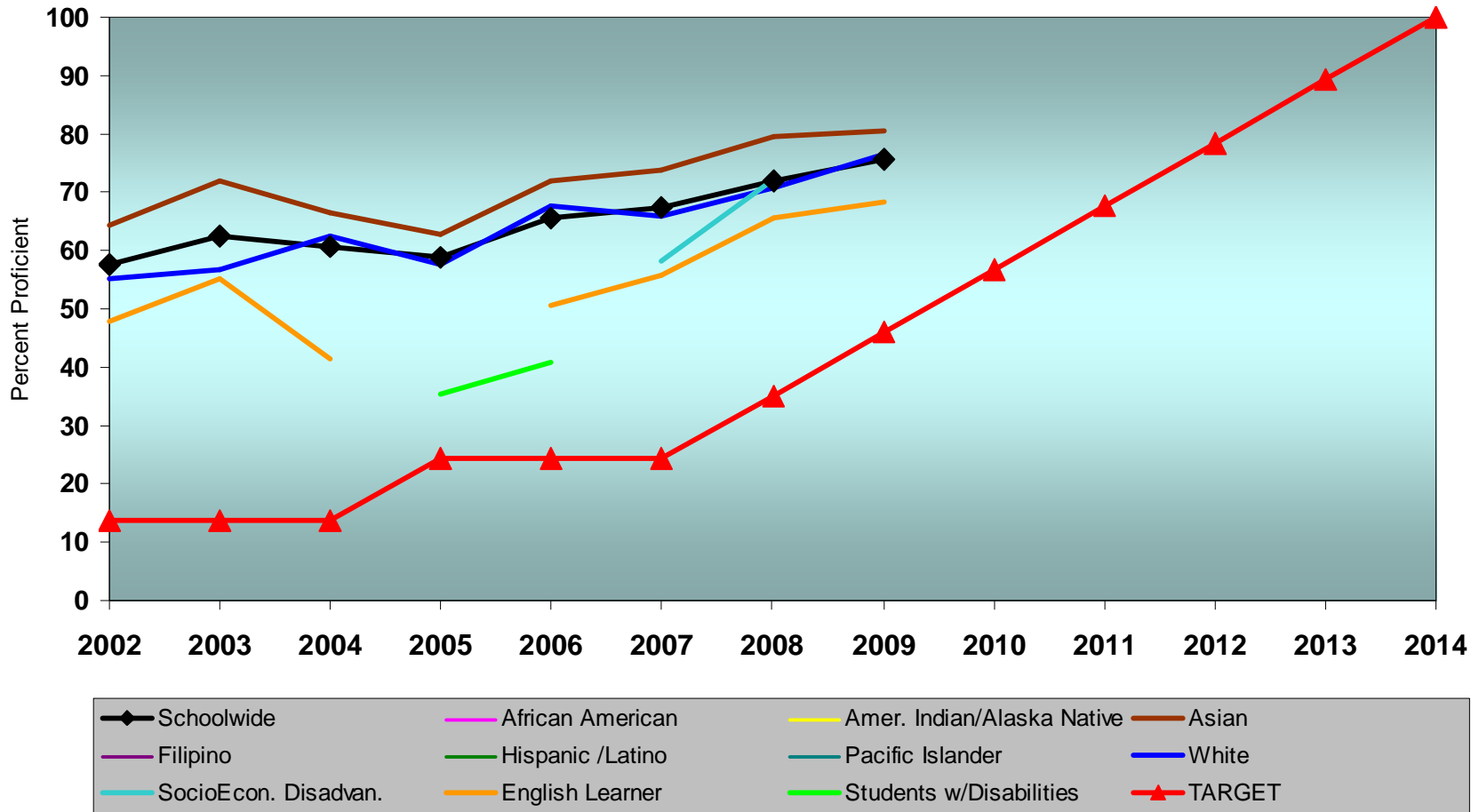


# 2009 Growth API

Arnold Elementary <i>Met All</i> API Growth Targets					
	2008 Base API	2009 Growth API	Actual Growth	Growth Target	Met Growth Target
<b>Schoolwide</b>	<b>866</b>	<b>878</b>	<b>12</b>	Maintain 800 or above	<b>Yes</b>
African American					
Amer. Indian/Alaska Native					
Asian	912	<b>913</b>	<b>1</b>	Maintain 800 or above	<b>Yes</b>
Filipino					
Hispanic/Latino					
Pacific Islander					
White	858	<b>867</b>	<b>9</b>	Maintain 800 or above	<b>Yes</b>
Socioeconomically Disadvantaged					
English Learners	859	<b>862</b>	<b>3</b>	Maintain 800 or above	<b>Yes</b>
Students with Disabilities		<b>687</b>			



# AYP: English-Language Arts







# Arnold Elementary Honors

- ☪ 2008 California Distinguished School
- ☪ 2008-2009 – Most Improved Average Daily Attendance for all TUSD Elementary Schools
- ☪ 2008 – Arnold PTA – Recipient of the 33<sup>rd</sup> District Safety Award
- ☪ Exxon Mobil/Pegasus and Torrance Education Foundation Grant Recipients in multiple years



# Family and Community Connections

- ☪ Host Site for Lighthouse Teachers from Japan
- ☪ Participant in Retired Senior & Volunteer Program of South Bay
- ☪ Family Feast Nights once a month at local restaurants
- ☪ Participant in LA Lakers Read to Achieve Program



For more information on other South Area schools, please go to [www.tusd.org](http://www.tusd.org), scroll to the “Schools” drop down menu and select “School Reports”.